



FRONT VIEW



REAR VIEW

Features

- ▶ Analog Addressable Module
- ▶ Style "B" or Style "D" Initiating Device Circuit
- ▶ Monitors Alarm or Supervisory Device Contacts
- ▶ LED Status Indicator
- ▶ Low Power Consumption
- ▶ Mounts in 4" Square Electrical Box
- ▶ Dip Switch Address Setting
- ▶ Priority Interrupt for Faster Response Time on Priority Module

Approvals and Listings

Underwriters Laboratories (File No. S2184)
 NYC MEA (MEA No. 32-95-E)
 California State Fire Marshal (7300-1496:127)
 City of Chicago

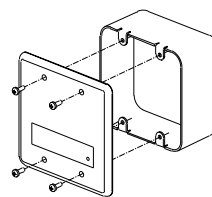


Description

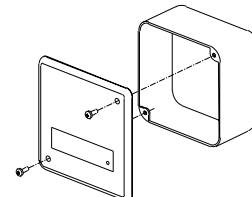
The F900-806 Priority Switch Monitor Module is an addressable device that provides a Style "B" (Class B) or Style "D" (Class A) initiating device circuit to monitor dry contact initiating devices. The Priority Switch Monitor Module features a LED status indicator that blinks during communication. The LED can be programmed to come on steadily when the initiating device circuit goes into alarm. The Priority Switch Monitor Module utilizes the Firecom communication interrupt protocol to provide faster response for selected high priority devices.

Installation

The F900-806 mounts in a standard double gang or 4" square electrical box.



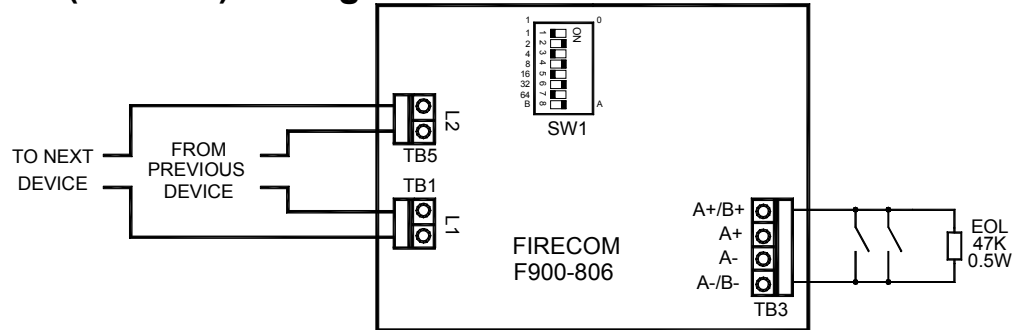
REF NEMA OS 1-1989
 FIGURE 210 4" DOUBLE-GANG
 SQUARE BOX OR EQUIVALENT



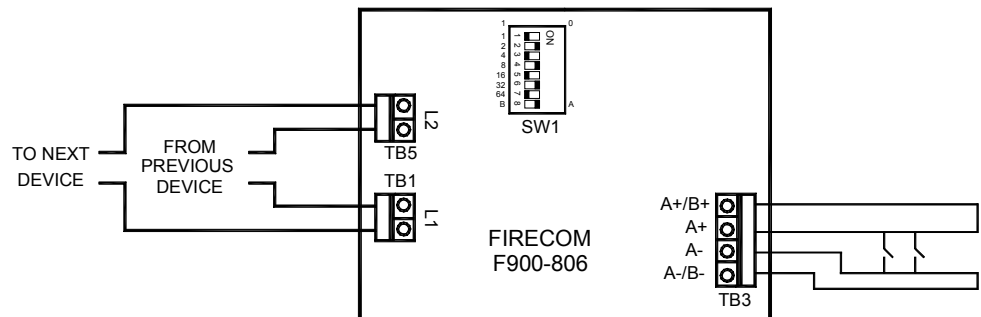
REF NEMA OS 1-1989
 FIGURE 110 4" SQUARE
 BOX OR EQUIVALENT

Wiring Connection

F900-806 Style B (Class B) Wiring



F900-806 Style D (Class A) Wiring



Notes

1. All wiring must conform to applicable local codes, ordinances & regulations. e.g. NFPA 72.
2. Select Class A or B mode using Bit 8 of SW1 switch.
3. All circuits are Power Limited. Use only Limited Energy Cable Types FPL, FPLR or FPLP.

Electrical Specifications

| | |
|---------------------------|--|
| Initiating Device Circuit | Style "B" or Style "D" wiring Dry Contact Initiating Devices Max Loop Resistance 50 Ohms |
| Loop Power | Supervisory and Alarm Currents 600uA (LED active 5mA) |
| Finish | White Polycarbonate |
| Dimensions | 4.5" x 4.5" x 9" |
| Net Wt. | 2.2 oz. |
| Mounting | 4" sq. or 2 Gang Electrical Box (min depth of 2-1/8") |

Ordering Information

| Model No. | Part No. | Description |
|-----------|----------|--------------------------------|
| F900-806 | 70500 | Priority Switch Monitor Module |

It is our intention to keep the product information up to date and accurate. We cannot cover all specific applications or anticipate all requirements. All specifications are subject to change without notice. For more information contact: FIRECOM, INC.

FIRECOM™, INC.
39-27 59th Street
Woodside, NY 11377
718.899.6100 TEL
718.899.1932 FAX



FIRECOMINC.COM

72314
Rev 050901
2 of 2